







Magnum Remote Comparison



	Inverter Control and LED Indicator	Independent control (Inv, Chg)	Menu Driven Setup and Troubleshooting	LCD- Liquid Crystal Display	Non-Volatile Memory	INV and CHG LED indicators	One-Knob™ Technology	System Control (Inv, BMK, & AGS)	Adv. inverter setup menus	Advanced Menus of the ME-AGS-N and the ME-BMK	Multiple Battery Bank Monitoring	Parallel Stacking	
 ME-RTR	•	•	•	•	•	•	•	•	•	•	•	•	<p>The Magnum Energy 'Router' is the remote for the parallel inverter system. It is designed to be used with the MS-PAE series inverter/charger. However, it can also be used to configure and control multiple inverters, BMKs and AGSs. Multiple Battery bank monitoring. One remote - System Control. This remote incorporates all of the functionality of the ME-ARC and more!</p> <p>Dimensions: 6.6" x 8.9" x 1.6" / 168mm x 226mm x 41mm</p>
 *ME-ARC50	•	•	•	•	•	•	•	•	•				<p>The ME-ARC50 is simple to use, yet allows full control of all Magnum Inverter/chargers, ME-AGS-N and ME-BMK. Also, this remote includes 'Time of Day Connect', connect / disconnect on voltage, charger operation based on SOC and much more. Also, up to 5 quick access SETUP functions can be selected in our exclusive 'FAVS' menu.</p> <p>Dimensions: 3.6" x 8.8" x 2" / 91mm x 224mm x 51mm</p>
 ME-RC50	•	•	•	•	•	•	•						<p>The ME-RC50 is the original system remote that communicates to the inverters and the networked accessories, such as the ME-AGS and the ME-BMK. It's regarded as being the easiest remote to use in the industry.</p> <p>Dimensions: 3.6" x 8.8" x 2" / 91mm x 224mm x 51mm</p>
 ME-MR25	•	•	•	•	•								<p>The Magnum Energy Mini Remote is a smaller remote control that is used to set up and manage the inverter/charger. This remote is perfect for those applications that only need to have control of the inverter, and do not need access to the ME-AGS-N or the BMK. THIS REMOTE IS ONLY AVAILABLE TO ORIGINAL EQUIPMENT MANUFACTURERS.</p> <p>Dimensions: 3.2" x 3.2" x 1.8" / 81mm x 81mm x 46mm</p>
 MM-RC25	•	•											<p>The MM-RC25 is a simple Inverter/charger ON/OFF Control. The LEDs that are on this remote include INVERT (search/on/off), AC IN, Fault, Bulk, Absorb, and Float.</p> <p>Dimensions: 2" x 3" x 1.3" / 51mm x 76mm x 33mm</p>
 MM-R25	•												<p>The MM-R25 is a simple inverter ON/OFF control. The LEDs that are on this remote include INVERT (search/on/off), AC IN, and Fault.</p> <p>Dimensions: 2" x 3" x 1.3" / 51mm x 76mm x 33mm</p>

* ME-ARC50 - The Bezel comes with this remote. It's also sold separately. P/N: ME-RC-BZ

Magnum Remote Comparison rev 1.0